

BRIEF REPORT, OCTOBER 2015: FAIMER Regional Institute Faculty

The FAIMER Regional Institutes (FRIs) rely on the expertise and energy of the program faculty, many of whom are graduates of a FAIMER fellowship. The total number of faculty across all FRIs has grown every year. There were 146 faculty across 6 FRIs in 2013 and 162 faculty across 6 FRIs in 2014. For the most recent program year with data available to date, there were **176 faculty across 7 FRIs** (based on 2014 program year for CMB-CMU FRI and 2015 program year for all other FRIs; see Figure below for number of faculty by program and year). The Manipal University-FAIMER International Institute for Leadership in Interprofessional Education (MUFILIFE) is the newest FRI, based in India, with the first on-site session in May 2015.

Number of FAIMER Regional Institute Faculty by Program Year



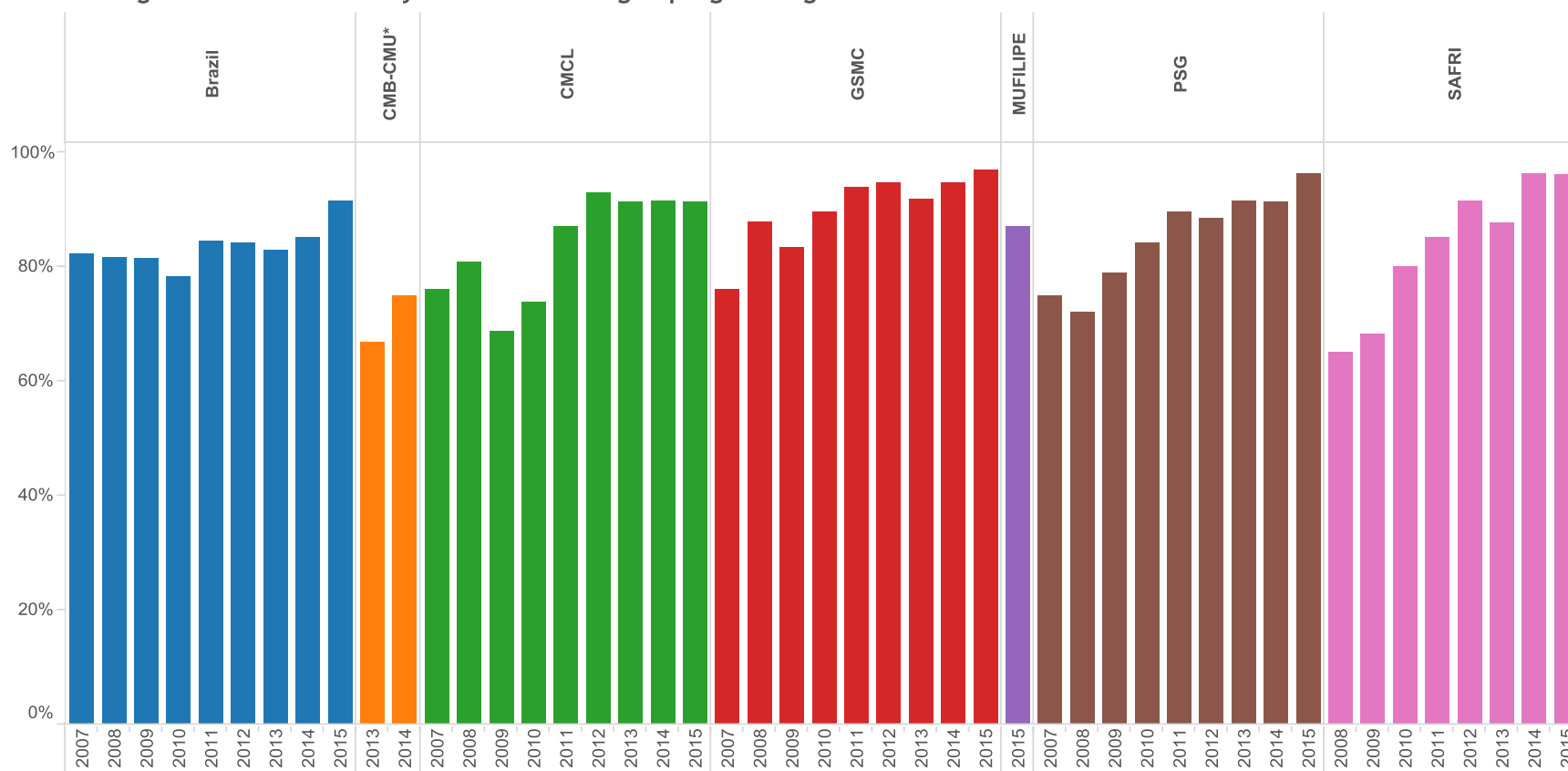
* Missing data for CMB_CMU 2015 faculty roster.

How many faculty reside in the program region? Over the years, there has been a strong and growing base of regional faculty (see Figure below). In addition to faculty from the country where each FRI is based (Brazil, China, India, South Africa), regional faculty for the programs based in India have included faculty residing in Nepal and Malaysia, for Brazil have included faculty from Colombia and Argentina, and for SAFRI

BRIEF REPORT, OCTOBER 2015: FAIMER Regional Institute Faculty

have included faculty from Uganda and Zimbabwe. In addition, there has over time been cross-region faculty collaboration, with South African faculty joining programs in China, Brazil, and India; and Brazilian faculty joining SAFRI. For CMCL, GSMC, PSG, SAFRI, and Brazil, more than 90 percent of faculty were regional in 2015. MUFILIFE had 87 percent regional faculty in 2015, and CMB-CMU FRI had 75 percent in 2014.

FAIMER Regional Institute Faculty: Percent residing in program region

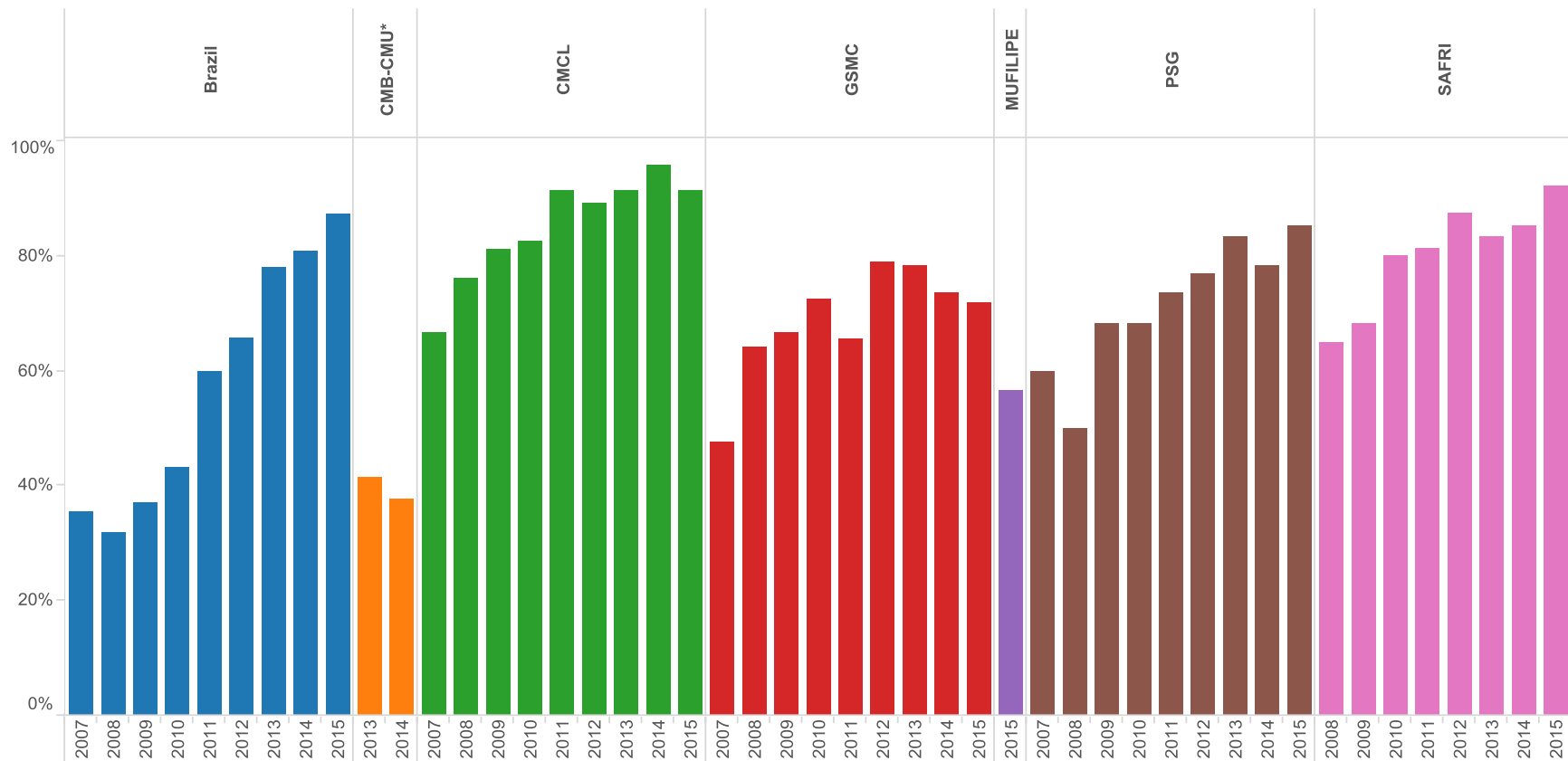


* Missing data for CMB_CMU 2015 faculty roster.

How many faculty are graduates of a FAIMER fellowship? The proportion of program faculty who were graduates of one of the FAIMER fellowships has increased over time. In 2015, 92 percent of SAFRI faculty were fellows, 91 percent for CMCL FRI, 87 percent for Brazil, 85 percent for PSG, 72 percent for GSMC, 57 percent for MUFILIFE; and 38 percent for CMB-CMU in 2014 (see Figure below).

BRIEF REPORT, OCTOBER 2015: FAIMER Regional Institute Faculty

FAIMER Regional Institute Faculty: Percent who are FAIMER Fellows



* Missing data for CMB_CMU 2015 faculty roster.

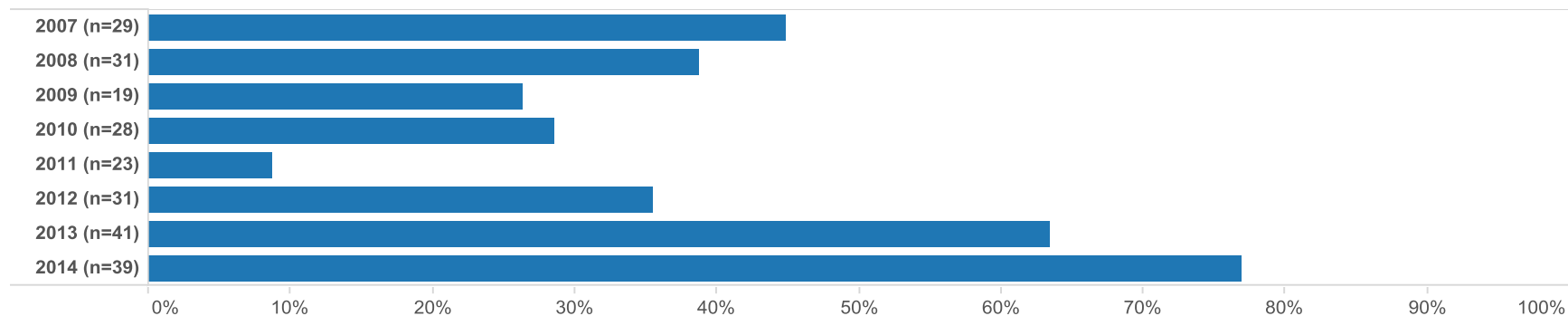
How many faculty teach at more than one FRI? Of the 304 total FRI faculty across all years and programs to date, the majority have taught at just one FRI (84%). Twenty-five faculty have taught at two FRIs, 14 at three FRIs, 5 at four FRIs, 4 at five FRIs, and one at all 7 FRIs.

How many years do faculty teach? Years of service of faculty is influenced by a variety of factors including program capacity, curriculum support needs, development of newer faculty alongside accessing experienced faculty, and professional commitments that weigh on faculty availability. Among the 304 faculty who have ever taught in any program, 14 (5%) have taught for 10 or 11 years, 76 (25%) have taught between

BRIEF REPORT, OCTOBER 2015: FAIMER Regional Institute Faculty

5 and 9 years, and 214 (70%) have taught less than 5 years. Overall half (49%) of faculty have taught every year since they joined as FRI faculty through the most recent program year (see Figure below).

Percent of FRI faculty who have taught every year since started through most recent*, by first year as faculty



* Most recent year for which data was available at the time of this report. This is 2014 program year for CMB-CMU FRI and 2015 program year for all other FRIs.

How many years of Institute teaching experience do FRI faculty have? Among the 176 faculty who taught in the most recent program year, about 40 percent had 1-2 years of FRI teaching experience, and the rest had taught for 3 or more years (see Table below).

Years teaching experience among Faculty who taught most recent program year* (N=176)

Number of years as Institute faculty	N	%
1 year (new faculty)	36	20.5
2 years	35	19.9
3 years	23	13.1
4 years	15	8.5
5 years	9	5.1
6 years	10	5.7
7 years	7	4.0
8 years	13	7.4
9 years	14	8.0
10 years	9	5.1
11 years	5	2.8

* Most recent year for which data was available at the time of this report. This is 2014 program year for CMB-CMU FRI and 2015 program year for all other FRIs.