

How much of their work time do fellows dedicate to teaching, educational management, and educational research?

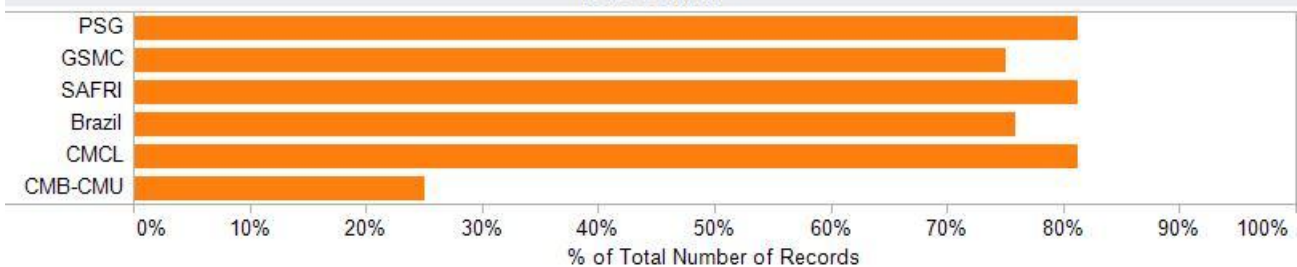
We asked this question for the first time on the 2013 fellowship applications. This brief report looks at responses to this question (and also years of teaching experience) among the most recent program year of applicants (2013 FAIMER Regional Institute (FRI) applicants and 2012 FAIMER Institute (Philadelphia) applicants).

Percentage of work time dedicated to teaching, educational management, and educational research.

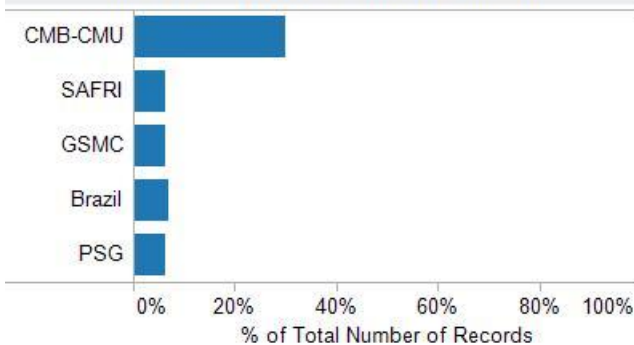
The below figures show the percent of accepted 2013 applicants who reported dedicating **more than 30% of their work time** to teaching (top bar chart), education research (bottom left chart), and education management (bottom right).

- **Teaching is a significant professional focus for most accepted applicants.** Among 5 out of the 6 FRIs, 75% or more of accepted applicants dedicated more than 30% of their time to teaching. The exception is the CMB-CMU FRI, where 25% of accepted applicants reported dedicating over 30% of their time to teaching. CMU-CMB is the newest FRI, based in China, with the first on-site session in August 2013.
- **Education research is not prevalent as a significant professional focus.** Among 5 out of the 6 FRIs, less than 10% of accepted applicants dedicated more than 30% of their time to education research. The exception again is the CMB-CMU FRI, where 30% of accepted applicants reported dedicating over 30% of their time to research.
- **Management of education programs/services is moderately common as a significant professional focus.** Among 4 out of the 6 FRIs, 25% or more of accepted applicants dedicated more than 30% of their time to education management, with CMU-CMB again having a higher frequency of 65%. The remaining FRIs have frequencies of 19% (PSG FRI) and 13% (CMCL FRI).

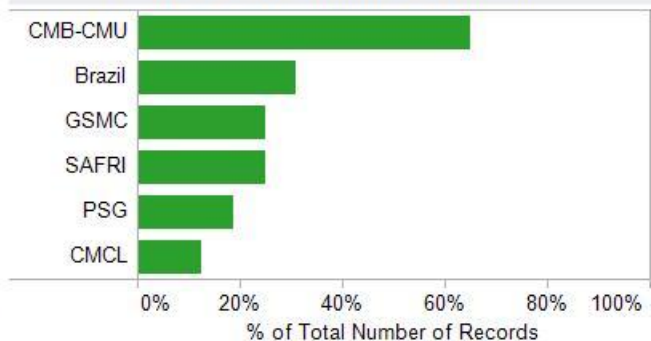
Percentage of 2013 accepted applicants who dedicated more than 30 percent of their work time to **TEACHING**



Percentage of 2013 accepted applicants who dedicated more than 30 percent of their work time to **EDUCATION RESEARCH**



Percentage of 2013 accepted applicants who dedicated more than 30 percent of their work time to **EDUCATION MANAGEMENT**



Similar patterns emerge when we look at the median percentage of work time dedicated to teaching, educational management, and educational research. The minimum and maximum listed in the table below show the range of percentage dedication, illustrating the professional heterogeneity among fellows.

- **Teaching:** Mdn = 50% for 5 out of the 6 programs. For CMU-CMB FRI, Mdn = 20%.
- **Management:** Mdn = about 20% for 5 out of the 6 programs. For CMU-CMB FRI, Mdn = 45%.
- **Research:** Mdn ranges from 30% (CMB-CMU) to 12.5% (SAFRI).

Percentage of work time dedicated to teaching, educational management, and educational research, among accepted 2013 applicants				
PROGRAM NAME		Teaching percent	Management percent	Research percent
Brazil (N=28)	Median	50.00	20.00	20.00
	Minimum	10	0	1
	Maximum	97	70	50
CMB-CMU (N=20)	Median	20.00	45.00	30.00
	Minimum	0	15	5
	Maximum	65	75	50
CMCL (N=15)	Median	50.00	20.00	20.00
	Minimum	30	10	10
	Maximum	80	40	30
GSMC (N=16)	Median	50.00	22.50	17.50
	Minimum	20	10	5
	Maximum	80	50	40
PSG (N=16)	Median	50.00	20.00	20.00
	Minimum	10	5	0
	Maximum	80	60	40
SAFRI (N=16)	Median	50.00	25.00	12.50
	Minimum	10	0	0
	Maximum	75	60	40

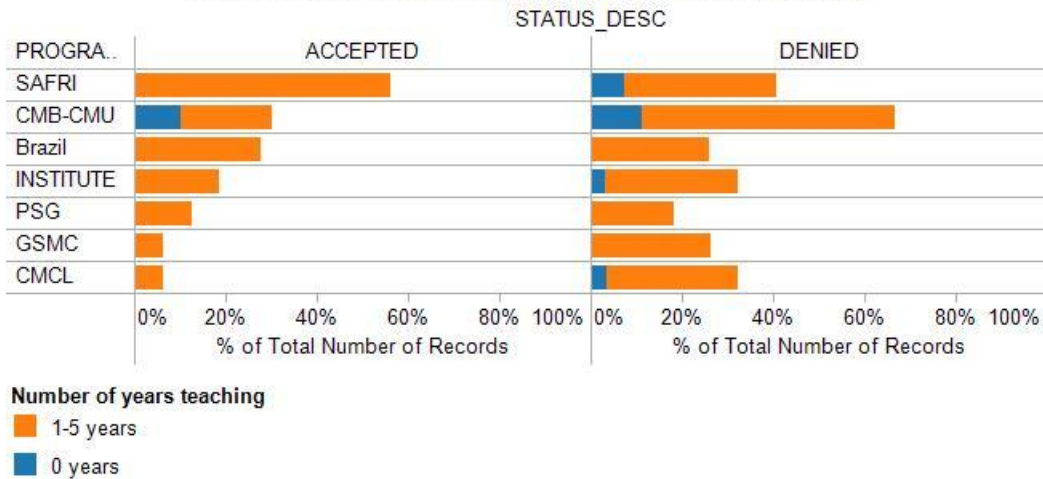
Prior years of teaching experience.

Along with professional focus heterogeneity among fellows, there is also heterogeneity in the number of years of experience as educators. The figure below is based on data from 2013 FRI and 2012 FAIMER Institute applicants. This figure shows that the fellowship programs vary widely in the percent of **accepted applicants** (chart on left below) with **5 or less years of prior teaching experience**:

- SAFRI: more than half.
- CMB-CMU and Brazil FRI: about 30 percent
- FAIMER Institute, CMCL, PSG, GSMC: Less than 20 percent.

This difference in part reflects differences in the applicant pools – SAFRI and CMU-CMB FRI also had the highest percentages of **denied applicants** (chart on right below) with less than 5 years of teaching experience.

Percent of accepted applicants with 5 or less years of teaching experience:
Accepted applicants from most recent program year



Number of applications.

Finally, to provide some additional general information, below is an overview of the number of completed applications (accepted + denied) from recent years. Looking at the most recent year compared to previous, some programs (like SAFRI) have held relatively steady in their number of applications, some have seen decreases (FAIMER Institute), and some have experienced increases (GSMC).

Number of completed applications (accepted + denied), from 2011 to most recent program year

